
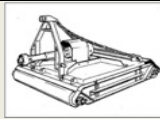
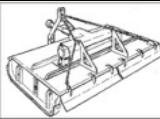
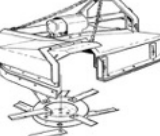




Ritlee Proudly supply these Slahers / Mowers / Mulchers into the SA Market

www.Ritlee.co.za		Ritlee Range of Slashers, Mowers, Mulchers and Hay Cutters		
Rotary Type	Width Available (In Meter)	SLASHER MOWERS	ROLLER MOWERS	3M SLASHER MOWER
Slasher Mowers	1,0 1,2 1,5 1,8 2,1 2,4 3,0			
Roller Mowers	1,0 1,2 1,5 1,8			
Blower Mowers	1,2 1,5 1,8			
** Mulcher -Orchard (Prunings to 100mm)	1,3 1,5 1,8			
** Mulcher -Crop (Maize, Cane, etc)	1,5 1,8 2,1			
** Mulcher -Grass Mowers	1,5 1,8 2,1 2,4 3,0			
Hay Cutter -Windrow	1,5 1,8 2,1 3,0			
Hay Cutter -Spreader	1,5 1,8 2,1			
		ORCHARD, CROP & Grass MULCHER	WINDROW HAY CUTTER	SPREADER HAY CUTTER
				

Standard Mount --130kw box 1,3 1,5 1,8 meter cut



New from Ritlee

- When citrus, nut, avo, apple, grape farmers prune, they want to mulch in situ their prunings into a mulch and deposit in under their trees. (Machine capacity from brush and wood up to 100mm diameter branches)
- ✓ Some years these middle rows of prunings are real mature, high and unmanageable causing massive tractor, tyre, pipe and tanglings problems.
 - ✓ Often our Orchard Orchard Mulcher fitted with 130kw gearbox, with side discharge and with 8 various function blades is used

After extensive testing and trials, Ritlee have come out with a optional 180 degree mulcher turning kit for our Orchard Mulcher:

With this kit for a extra R3,000.00 per machine

- 1 You can turn the mulcher gearbox 180 deg using 2x bolts.
- 2 You Move A frame to opposite reinforced side which has been reinforced and supplied with mounting brackets.
- 3 Support Chains stay mounted where they are.
- 4 Join up same PTO Shaft again
- 5 To do above it will take some 10 minutes.
- 5 Now tractor is operated in reverse and mulcher leading edge is now totally open to allow prunings to enter mulcher chamber easily without tractor having
- 6 For Real bulky prunings we can supply a skid scoop to assist with leading prunings into mulcher leading edge

180 deg Rotated Mount



180 deg Rotated Mount and with skid scoop

